

DIPARTIMENTO DI MATEMATICA
“Francesco Brioschi”
POLITECNICO DI MILANO

On the Melan equation for suspension
bridges

Gazzola, F.; Jleli, M.; Samet, B.

Collezione dei *Quaderni di Dipartimento*, numero **QDD 181**
Inserito negli *Archivi Digitali di Dipartimento* in data 12-5-2014



Piazza Leonardo da Vinci, 32 - 20133 Milano (Italy)

On the Melan equation for suspension bridges

Filippo GAZZOLA

Dipartimento di Matematica del Politecnico, Piazza L. da Vinci 32 - 20133 Milano (Italy)

Mohamed JLELI - Bessem SAMET

Department of Mathematics, King Saud University, Riyadh (Saudi Arabia)

Dedicated to Andrzej Granas

Abstract

We first recall how the classical Melan equation for suspension bridges is derived. We discuss the origin of its nonlinearity and the possible form of the nonlocal term: we show that some alternative forms may lead to fairly different responses. Then we prove several existence results through fixed points theorems applied to suitable maps. The problem appears to be ill posed: we exhibit a counterexample to uniqueness. Finally, we implement a numerical procedure in order to try to approximate the solution; it turns out that the fixed point may be quite unstable for actual suspension bridges. Several open problems are suggested.

1 Introduction and historical overview

The celebrated report by Navier [19], published in 1823, was for several decades the only mathematical treatise of suspension bridges. It mainly deals with the static of cables and their interaction with towers: some second order ODE's are derived and solved. At that time, no stiffening trusses had yet appeared and the models suggested by Navier are oversimplified in several aspects. In spite of a lack of prior history, the report by Navier appears as a masterpiece of amazing precision, including a part of applications intended to suggest how to plan some suspension bridges, see [19, Troisième Partie].

In the 19th century some further contributions deserve to be mentioned. The *Theory of structures*, contained in the monograph by Rankine [23], makes an analysis of the general principles governing chains, cords, ribs and arches; the part on *suspension bridge with sloping rods* [23, pp.171-173] makes questionable assumptions and rough approximations. As far as we are aware, this contribution has not been applied to real bridges. In 1875, Castigliano [5] suggested a new theory for elastic systems close to equilibrium and proved a result known nowadays as the Castigliano Theorem; this theorem became the core of his main work [6] published in 1879. His method allows to study the deflection of structures by strain energy method. His *Theorem of the derivatives of internal work of deformation* extended its application to the calculation of relative rotations and displacements between points in the structure and to the study of beams in flexure.

A milestone theoretical contribution to suspension bridges is the monograph by the Czech engineer Melan [18], whose first edition goes back to 1888. This book was translated in English by Steinman who, in the preface to his translation, writes *The work has been enthusiastically received in Europe where it has already gone through three editions and the highest honors have been awarded the author*. Melan considers the bridges with *all those forms of construction having the characteristic of transmitting oblique forces to the abutments even when the applied loads are vertical in direction*. Melan makes a detailed study of the static of cables and beams through a careful analysis of the different kinds of suspension bridges according to the

number of spans, the stiffened or unstiffened structure, the effect of temperature. He repeatedly uses the Castigliano Theorem, in particular for the computation of deflection [18, p.69]. Melan [18, p.77] suggested a fourth order equation to describe the behavior of suspension bridges; he views a suspension bridge as an elastic beam suspended to a sustaining cable (see Figure 1 below) and his equation reads

$$EI w''''(x) - (H + h(w)) w''(x) + \frac{q}{H} h(w) = p(x) \quad \forall x \in (0, L) \quad (1)$$

and is the object of the present paper. In Section 2 we derive (1) in full detail and we explain the physical meaning of all the terms. Biot-von Kármán [3, (5.5)] call (1) the **fundamental equation of the theory of the suspension bridge**.

It is our purpose to discuss the Melan equation (1) from several points of view. First of all, the term $h(w)$ (representing the additional tension of the sustaining cable due to live loads) makes (1) a nonlinear nonlocal equation and, for this reason, it is often considered as a constant in the engineering literature. However, the nonlinear structural behavior of suspension bridges is by now well established, see e.g. [4, 11, 13, 15, 21]. Therefore, the term $h(w)$ deserves a special attention. In Section 3 we give a survey of the possible forms of h usually considered in literature while in Section 4 we discuss the differences between these forms; it turns out that there may be significant discrepancies.

In Section 5 we prove existence results for (1) by applying some fixed point theorems. A fairly wide class of nonlocal terms $h(w)$ is considered. Since we were unable to prove general uniqueness results we sought a counterexample: we found a particular equation (1) admitting two solutions, a small one and a larger one. This raises some doubts about well-posedness of (1).

The Melan equation (1) has also attracted the interest of numerical analysts, see [9, 16, 24, 25, 29]. In these papers, several approximating procedures for the solution of (1) have been discussed for different forms of the term $h(w)$. In view of the above mentioned counterexample to uniqueness, one expects iterative numerical procedures to be quite unstable. In Section 6 we suggest a unifying approach for equation (1) for a wide class of nonlocal terms $h(w)$. We set up a fixed point iterative method which enables us to control the convergence of the approximating terms $h(w_n)$, where $\{w_n\}$ is a sequence of possible approximations of the solution of (1). Some numerical results testify that our approach may be used to get good approximate solutions, provided the parameters lie in some suitable range. In Section 7 we numerically study (1) with parameters taken from an actual bridge, as suggested by Wollmann [29]: in this situation, fixed points appear to be quite unstable and a different iterative procedure is used.

This paper is organized as follows. In Section 2 we derive the classical Melan equation. In Section 3 we discuss three different approximations of the nonlocal term $h(w)$ suggested in literature. In Section 4 we compute the response of these approximations for some special forms of the beam. In Section 5 we state our existence results for the Melan equation (1), as well as a counterexample to uniqueness. In Sections 6 and 7 we give some numerical results relative to our approximation scheme. Sections 8-10 are devoted to the proofs of the existence results. Finally, Section 11 contains our conclusions and some open problems.

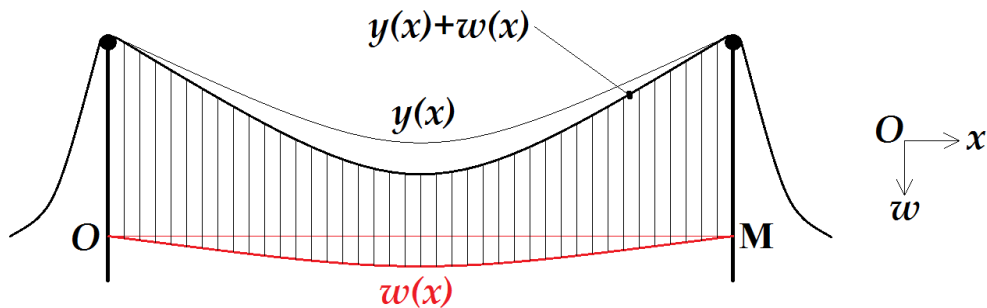


Figure 1: Beam (red) sustained by a cable (black) through parallel hangers.

2 The derivation of the Melan equation

The classical deflection theory of suspension bridges models the bridge structure as a combination of a string (the sustaining cable) and a beam (the roadway), see Figure 1. We follow here [3, VII.1]. The point O is the origin of the orthogonal coordinate system and positive displacements are oriented downwards. The point M has coordinates $M(0, L)$ where L is the distance between the two towers. When the system is only subject to the action of dead loads, the cable is in position $y(x)$ while the unloaded beam is the segment connecting O and M . The cable is adjusted in such a way that it carries its own weight, the weight of the hangers and the dead weight of the roadway (beam) without producing a bending moment in the beam so that all additional deformations of the cable and the beam due to live loads are small. The cable is modeled as a perfectly flexible string subject to vertical dead and live loads. When the string is subject to a downwards vertical dead load $q(x)$ the horizontal component $H > 0$ of the tension remains constant. If the mass of the cable (dead load) is neglected then the load is distributed per horizontal unit. If we assume that spacing between hangers is small relative to the span, then the hangers can be considered as a continuous sheet or a membrane uniformly connecting the cable and the beam (live load). This is a simplified sketch of what occurs in a suspension bridge, provided that the mass of the cable is neglected and that the roadway is sought as a beam. The resulting equation reads (see [3, (1.3), VII]):

$$Hy''(x) = -q(x). \quad (2)$$

If the endpoints of the string are at the same level γ (as in suspension bridges, see Figure 1) and if the dead load is constant, $q(x) \equiv q$, then the solution of (2) and the length L_c of the cable are given by

$$y(x) = \gamma + \frac{q}{2H}x(L-x), \quad L_c = \int_0^L \sqrt{1+y'(x)^2} dx = \frac{L}{2} \sqrt{1 + \frac{q^2 L^2}{4H^2}} + \frac{H}{q} \log \left(\frac{qL}{2H} + \sqrt{1 + \frac{q^2 L^2}{4H^2}} \right). \quad (3)$$

Hence, the cable takes the shape of a parabola (y is positive downwards so that it has a \cup -shaped graph).

Summarizing, we denote by

L the length of the beam at rest (the distance between towers) and $x \in (0, L)$ the position on the beam;

q and $p = p(x)$ the dead and live loads per unit length applied to the beam;

$y = y(x)$ the downwards displacement of the cable connecting the endpoints (at level γ), due to the dead load q ;

L_c the length of the cable subject to the dead load q ;

$w = w(x)$ the downwards displacement of the beam and, hence, the additional displacement of the cable due to the live load p ;

H the horizontal tension in the cable, when subject to the dead load q only;

$h = h(w)$ the additional tension in the cable produced by the live load p .

The function w describes both the downwards displacements of the beam and the cable because the elastic deformation of the hangers is neglected. This classical assumption is justified by precise studies on linearized models, see [17]. Since the dead load q of the beam is constant, (3) yields

$$y''(x) = -\frac{q}{H}, \quad y'(x) = \frac{q}{H} \left(\frac{L}{2} - x \right) \quad \forall x \in (0, L). \quad (4)$$

When the live load p is added, a certain amount p_1 of p is carried by the cable whereas the remaining part $p - p_1$ is carried by the bending stiffness of the beam. In this case, it is well-known [3, 12, 18] that the equation for the (downwards) displacement w of the beam is

$$EI w''''(x) = p(x) - p_1(x) \quad \forall x \in (0, L). \quad (5)$$

The horizontal tension of the cable is increased to $H + h(w)$ and the deflection w is added to the displacement y . Hence, according to (2), the equation which takes into account this condition reads

$$(H + h(w))(y''(x) + w''(x)) = -q - p_1(x) \quad \forall x \in (0, L). \quad (6)$$

Then, by combining (4)-(5)-(6) we obtain

$$EI w''''(x) - (H + h(w)) w''(x) + \frac{q}{H} h(w) = p(x) \quad \forall x \in (0, L), \quad (7)$$

which is known in literature as the **Melan equation** [18, p.77]. The beam representing the bridge is assumed to be hinged at its endpoints, which means that the boundary conditions to be associated to (7) read

$$w(0) = w(L) = w''(0) = w''(L) = 0. \quad (8)$$

The equation (7) is by far nontrivial: it is a nonlinear integrodifferential equation of fourth order. A further simplification is to consider h as a small constant (see e.g. [7, (4.10)]) and obtain the linear equation

$$EI w''''(x) - (H + h) w''(x) = p(x) - \frac{hq}{H} \quad \forall x \in (0, L)$$

which can be integrated with classical methods. In the engineering literature, (7) and its simplifications have been used for the computation of moments and shears for different kinds of suspension bridges, see [18, 26].

3 How to compute the additional tension

In this section we address the problem of the computation of the additional tension $h = h(w)$ in (7). Since the cable is extensible, it may be that $h(w) \neq 0$. To fix the ideas, we first recall that the sag-span ratio is around 1/10, see e.g. [22, Section 15.17]; by using both (3) and (4), this means that

$$y\left(\frac{L}{2}\right) - y(0) = \frac{L}{10} \implies \frac{q}{H} = \frac{4}{5L} \implies y'(0) = 0.4. \quad (9)$$

The length L_c of the cable at rest is given by

$$L_c = \int_0^L \sqrt{1 + y'(x)^2} dx = \frac{L}{2} \sqrt{1 + \frac{L^2 q^2}{4H^2}} + \frac{H}{q} \log \left(\frac{Lq}{2H} + \sqrt{1 + \frac{L^2 q^2}{4H^2}} \right).$$

If we assume (9) then L_c may be written as a linear function of L :

$$L_c = \left(\frac{\sqrt{29}}{10} + \frac{5}{4} \log \frac{2 + \sqrt{29}}{5} \right) L \approx 1.026 L. \quad (10)$$

The increase ΔL_c of the length L_c due to the deformation w is

$$\Delta L_c = \Gamma(w) := \int_0^L \left(\sqrt{1 + [y'(x) + w'(x)]^2} - \sqrt{1 + y'(x)^2} \right) dx. \quad (11)$$

According to (4) and (11), the exact value of $\Gamma(w)$ is

$$\Gamma(w) = \int_0^L \sqrt{1 + \left[w'(x) + \frac{q}{H} \left(\frac{L}{2} - x \right) \right]^2} dx - L_c. \quad (12)$$

Finally, if A denotes the cross-sectional area of the cable and E denotes the modulus of elasticity of the material, then the additional tension in the cable produced by the live load p is given by

$$h = \frac{EA}{L_c} \Delta L_c, \quad h(w) = \frac{EA}{L_c} \Gamma(w). \quad (13)$$

In literature, there are at least three different ways to approximate $\Gamma(w)$. Let us analyze them in detail.

First approximation. Recall the asymptotic expansion, valid for any $\rho \neq 0$,

$$\sqrt{1 + (\rho + \varepsilon)^2} - \sqrt{1 + \rho^2} \sim \frac{\varepsilon\rho}{\sqrt{1 + \rho^2}} \quad \text{as } \varepsilon \rightarrow 0. \quad (14)$$

By applying it to (12) one obtains

$$\Delta L_c \approx \int_0^L \frac{y'(x)w'(x)}{\sqrt{1 + y'(x)^2}} dx \quad (15)$$

While introducing the model in Figure 1, Biot-von Kármán [3, p.277] warn the reader by writing

whereas the deflection of the beam may be considered small, the deflection of the string, i.e., the deviation of its shape from a straight line, has to be considered as of finite magnitude.

However, after reaching (15), Biot-von Kármán [3, (5.14)] decide to *neglect $y'(x)^2$ in comparison with unity* and write

$$\Gamma(w) \approx \Gamma_1(w) = \int_0^L y'(x)w'(x) dx = - \int_0^L w(x)y''(x) dx = \frac{q}{H} \int_0^L w(x) dx$$

where the integration by parts takes into account that $w(0) = w(L) = 0$ and, for the second equality, one uses (4). We denote by Γ_1 the approximated quantity obtained in [3]. A first approximation of $\Gamma(w)$ is then

$$\Gamma_1(w) = \frac{q}{H} \int_0^L w(x) dx. \quad (16)$$

Assuming that $y'(x)$ is small means that the cable is almost horizontal, which seems quite far from the truth. This is a mistake while deriving (16): it was already present in the Report [2, VI-5] and also appears in more recent literature, see [29, (17)] and [8, (1)].

In order to quantify the error of this approximation, we notice that (9) yields $\sqrt{1 + y'(0)^2} \approx 1.077$ yielding an error of 7.7% if we approximate with unity. The same error occurs at the other endpoint ($x = L$). Using again (9), a similar computation leads to $\sqrt{1 + y'(\frac{L}{4})^2} \approx 1.02$ yielding an error of 2%, while it is clear that there is no error at all at the vertex of the parabola $x = L/2$. In some particular situations one may also have a sag-span ratio of 1/8, in which case $y'(0) = 1/2$ and $\sqrt{1 + y'(0)^2} \approx 1.12$, yielding an error of 12%. In any case, this approximation appears too rude.

Second approximation. After reaching (11), Timoshenko [27] (see also [28, Chapter 11]) multiplies and divides the integrand by its conjugate expression and obtains

$$\Gamma(w) = \int_0^L \frac{2w'(x)y'(x) + w'(x)^2}{\sqrt{1 + [y'(x) + w'(x)]^2} + \sqrt{1 + y'(x)^2}} dx.$$

Then he neglects the derivatives and approximates the denominator with 2:

$$\Gamma(w) \approx \int_0^L \left(w'(x)y'(x) + \frac{w'(x)^2}{2} \right) dx.$$

With an integration by parts and taking into account both $w(0) = w(L) = 0$ and (4) we obtain

$$\Gamma_2(w) = \frac{q}{H} \int_0^L w(x) dx + \int_0^L \frac{w'(x)^2}{2} dx. \quad (17)$$

With two further integration by parts one may also obtain (see [28, (11.16)])

$$\Gamma_2(w) = \frac{q}{H} \int_0^L w(x) dx - \frac{1}{2} \int_0^L w(x)w''(x) dx$$

but we prefer to stick to (17) since it does not involve the second derivative of w . Note that also Γ_2 is obtained by neglecting y' which, as already underlined, is not small compared to unity, especially near the endpoints $x = 0$ and $x = L$.

Third approximation. Without neglecting y' , an integration by parts and the conditions $w(0) = w(L) = 0$ transform (15) into

$$\Delta L_c \approx - \int_0^L \frac{y''(x)w(x)}{(1 + y'(x)^2)^{3/2}} dx.$$

Hence, invoking (4), a third approximation of Γ is

$$\Gamma_3(w) = \frac{q}{H} \int_0^L \frac{w(x)}{\left[1 + \frac{q^2}{H^2} \left(x - \frac{L}{2}\right)^2\right]^{3/2}} dx. \quad (18)$$

In order to obtain (18), one uses the asymptotic expansion (14) which holds for any $\rho \neq 0$ and for $|\varepsilon| \ll |\rho|$. But, in our case, from (4) we have that $\rho = y'(x)$ and hence $\rho = 0$ if $x = \frac{L}{2}$. More generally, since y is given and w depends on the load p , $|w'(x)|$ may not be small when compared to $|y'(x)|$. So, a second mistake is that (14) is not correct for any $x \in (0, L)$. Nevertheless, if the live load $p = p(x)$ is assumed to be symmetric with respect to $x = \frac{L}{2}$ (the center of the beam) also the displacement w will have such symmetry and then $|w'(x)|$ will indeed be small with respect to $|y'(x)|$ for all x ; in particular, $w'(\frac{L}{2}) = y'(\frac{L}{2}) = 0$. Hence, this approximation appears reasonable only if the live load p is “almost” symmetric.

Note that Γ_2 equals Γ_1 plus an additional positive term and that Γ_3 has a smaller integrand when compared to Γ_1 ; therefore,

$$\Gamma_3(w) < \Gamma_1(w) < \Gamma_2(w) \quad \forall w. \quad (19)$$

In the next sections we compare (12)-(16)-(17)-(18) and we show that there may be large discrepancies.

4 Some explicit computations

In this section we estimate the difference of behaviors of Γ_i for some particular vertical displacements w . To this end, we notice that it is likely to expect that the maximum vertical displacement of the beam is around $1/100$ of the length of the span; if the bridge is 1 km long, the maximum amplitude of the vertical oscillation should be expected of at most 10 m . Whence, a reasonable assumption is that

$$w\left(\frac{L}{2}\right) = \frac{L}{100}. \quad (20)$$

We now compute the Γ_i 's on three different configurations of the beam.

Parabolic shape. Assume that the displacement w has the shape of a parabola,

$$w(x) = \delta x(L - x) \quad (\delta > 0), \quad (21)$$

although this does not represent a hinged beam since it fails to satisfy the conditions $w''(0) = w''(L) = 0$. However, this simple case allows by hand computations and gives a qualitative idea of the differences between Γ and its approximations Γ_i ($i = 1, 2, 3$). For the configuration (21), the constraint (20) implies that

$$\delta = \frac{1}{25L}. \quad (22)$$

Let w be as in (21): then (12)-(16)-(17)-(18), combined with (9) and (22), yield

$$\Gamma(w) = \left[\frac{\sqrt{746} - 5\sqrt{29}}{50} + \frac{25}{22} \log \frac{11 + \sqrt{746}}{25} - \frac{5}{4} \log \frac{2 + \sqrt{29}}{5} \right] L, \quad \Gamma_1(w) = \frac{2}{375} L,$$

$$\Gamma_2(w) = \frac{7}{1250} L = \frac{21}{20} \Gamma_1(w), \quad \Gamma_3(w) = \left[\frac{\sqrt{29}}{4} - \frac{25}{16} \log \frac{33 + 4\sqrt{29}}{25} \right] \frac{L}{25}.$$

Whence, if w is as in (21) and we assume both (9) and (22), then

$$\Gamma_1(w) \approx \Gamma(w), \quad \Gamma_2(w) \approx 1.05 \Gamma(w), \quad \Gamma_3(w) \approx 0.96 \Gamma(w).$$

Simplest symmetric beam shape. The simplest shape for a hinged beam is the fourth order polynomial

$$w(x) = \delta x(x^3 - 2Lx^2 + L^3) \quad (\delta > 0); \quad (23)$$

this function will also serve to build Counterexample 1. In this case, if we assume again (20), we obtain

$$\delta = \frac{4}{125 L^3}. \quad (24)$$

By putting (9) and (24) into (12) and using w as in (23), a numerical computation with Mathematica gives

$$\Gamma(w) \approx 0.00512 L.$$

In turn, by replacing (23) into (16)-(17)-(18) and by using (9) and (24) we find

$$\Gamma_1(w) = \frac{16}{3125} L, \quad \Gamma_2(w) = \frac{2808}{546875} L, \quad \Gamma_3(w) = \left[\frac{23}{5} \sqrt{29} - \frac{123}{4} \log \frac{33 + 4\sqrt{29}}{25} \right] \frac{L}{160}.$$

Therefore,

$$\Gamma_1(w) \approx \Gamma_2(w) \approx \Gamma(w) \approx 1.05 \Gamma_3(w).$$

Asymmetric beams. We assume here that there is some load concentrated on the interval $(0, \ell)$ for some $\ell \in (0, \frac{L}{2})$ (the case $\ell > \frac{L}{2}$ being specular) and that the corresponding deformation w has the shape of the piecewise affine function

$$w(x) = \sigma x \text{ if } x \in (0, \ell), \quad w(x) = \frac{\sigma \ell}{L - \ell} (L - x) \text{ if } x \in (\ell, L) \quad (25)$$

so that $w(\ell) = \sigma \ell$. A reasonable value of σ satisfies the rule in (20), that is,

$$\sigma \ell = w(\ell) = \frac{\ell}{50} \implies \sigma = \frac{1}{50}. \quad (26)$$

By putting (25) into (12) and using both (9) and (26) (Γ is not linear with respect to σ) we find the formula

$$\Gamma(w) = \left[\Phi \left(\frac{4\ell}{5L} - \frac{21}{50} \right) - \Phi \left(-\frac{21}{50} \right) + \Phi \left(\frac{2}{5} + \frac{1}{50} \frac{\ell}{L - \ell} \right) - \Phi \left(\frac{4\ell}{5L} - \frac{2}{5} + \frac{1}{50} \frac{\ell}{L - \ell} \right) - 2\Phi \left(\frac{2}{5} \right) \right] \frac{5}{8} L$$

where we also used (10) and $\Phi(s) = s\sqrt{1+s^2} + \log(s + \sqrt{1+s^2})$. Some tedious computations show that

$$\Gamma(w) \rightarrow \left[\frac{21\sqrt{2941} - \sqrt{2501}}{1250} - \frac{4\sqrt{29}}{25} + 2 \log \frac{(\sqrt{2501} - 1)(\sqrt{2941} + 21)}{1250(2 + \sqrt{29})} \right] \frac{5}{8} L \quad \text{as } \ell \rightarrow \frac{L}{2}$$

$$\Gamma(w) \sim \frac{\sqrt{2941} - 10\sqrt{29}}{50} \ell \quad \text{as } \ell \rightarrow 0.$$

By putting (25) into (16)-(17)-(18) and using (9) we find

$$\Gamma_1(w) = \frac{2\ell}{5} \sigma, \quad \Gamma_2(w) = \frac{2\ell}{5} \sigma + \frac{L\ell}{L-\ell} \frac{\sigma^2}{2}, \quad \Gamma_3(w) = \left(\frac{\sqrt{29}}{4} L - \sqrt{\frac{29}{16} L^2 + \ell^2 - L\ell} \right) \frac{\sigma L}{L-\ell}.$$

Both Γ_1 and Γ_3 linearly depend on σ . Summarizing, in the asymmetric case we find that

$$\frac{\Gamma_1(w)}{\Gamma(w)} \rightarrow 1.054, \quad \frac{\Gamma_2(w)}{\Gamma(w)} \rightarrow 1.08, \quad \frac{\Gamma_3(w)}{\Gamma(w)} \rightarrow 1.015 \quad \text{as } \ell \rightarrow 0,$$

yielding approximate errors of 5.4%, 8%, 1.5% respectively. Moreover,

$$\frac{\Gamma(w)}{\Gamma_1(w)} \rightarrow 1.008, \quad \frac{\Gamma(w)}{\Gamma_2(w)} \rightarrow 0.96, \quad \frac{\Gamma(w)}{\Gamma_3(w)} \rightarrow 1.047 \quad \text{as } \ell \rightarrow \frac{L}{2},$$

yielding approximate errors of 0.8%, 4%, 4.7% respectively.

5 Existence and uniqueness results

Here and in the sequel we denote the L^p -norms by

$$\|v\|_p := \|v\|_{L^p(0,L)} \quad \forall p \in [1, \infty), \quad \forall v \in L^p(0, L).$$

In this section we prove the existence of at least a solution of (7)-(8). For simplicity, we drop some constants and consider the problem

$$w''''(x) - (a + h(w)) w''(x) + b h(w) = p(x) \text{ for } x \in (0, L), \quad w(0) = w(L) = w''(0) = w''(L) = 0 \quad (27)$$

where $a, b > 0$ and $h(w)$ is a nonlocal term, of indefinite sign, satisfying

$$\exists c > 0, \quad |h(u)| \leq c \|u\|_1 \quad \forall u \in H_0^1(0, L). \quad (28)$$

Note that assumption (28) is satisfied when h is defined by

$$h(w) = \frac{EA}{Lc} \Gamma_i(w) \quad (i = 1, 3),$$

see (13), with Γ_1 and Γ_3 defined in (16) and (18). In both these cases, one can take $c = \frac{EA}{Lc} \frac{q}{H}$.

Our first results yields the existence of a solution of (27) provided that L and p are sufficiently small.

Theorem 1. *Let $a, b > 0$ and let $h : H_0^1(0, L) \rightarrow \mathbb{R}$ be a continuous functional such that there exists $c > 0$ satisfying (28). Assume that*

$$L^5 < \frac{\pi^3}{bc}. \quad (29)$$

Then for all $p \in L^1(0, L)$ satisfying

$$\|p\|_1 \leq \frac{a(\pi^3 - bc L^5)}{c L^4} \quad (30)$$

there exists at least one solution $w \in W^{4,1}(0, L) \cap H_0^1(0, L)$ of (27) which satisfies the estimate

$$\|w\|_\infty \leq \frac{L^3}{\pi^3 - bc L^5} \|p\|_1.$$

We prove Theorem 1 in Section 8. Theorem 1 does not apply to Γ since the corresponding function h in (13) fails to satisfy (28). So, we now state a different result which allows to include Γ .

Consider again (27) with $a, b > 0$ and $h(w)$ being a nonlocal term, of indefinite sign, satisfying

$$\exists c > 0, \quad |h(u)| \leq c \|u'\|_1 \quad \forall u \in H_0^1(0, L). \quad (31)$$

Note that assumption (31) is satisfied when h is defined by

$$h(w) = \frac{EA}{Lc} \Gamma(w),$$

see (13), with Γ defined in (12). Indeed, from the simple inequality

$$\sqrt{1 + (\gamma + s)^2} - \sqrt{1 + \gamma^2} \leq |s| \quad \forall \gamma \in \mathbb{R}, \quad \forall s \in \mathbb{R},$$

we infer that

$$|\Gamma(w)| \leq \int_0^L \left| \sqrt{1 + [y'(x) + w'(x)]^2} - \sqrt{1 + y'(x)^2} \right| dx \leq \int_0^L |w'(x)| dx$$

and therefore one can take $c = 1$ in (31). In Section 9 we prove

Theorem 2. *Let $a, b > 0$ and let $h : H_0^1(0, L) \rightarrow \mathbb{R}$ be a continuous functional such that there exists $c > 0$ satisfying (31). Assume that*

$$L^4 < \frac{1}{bc}. \quad (32)$$

Then for all $p \in L^1(0, L)$ satisfying

$$\|p\|_1 \leq \frac{a(1 - bcL^4)}{cL^3} \quad (33)$$

there exists at least one solution $w \in W^{4,1}(0, L) \cap H_0^1(0, L)$ of (27) which satisfies the estimate

$$\|w'\|_\infty \leq \frac{L^2}{1 - bcL^4} \|p\|_1.$$

Remark 3. Neither Theorem 1 nor Theorem 2 cover the case where h is defined through Γ_2 since

$$|\Gamma_2(w)| \leq c\|w\|_1 + \frac{\|w'\|_2^2}{2} \quad \forall w \in H_0^1(0, L)$$

and therefore Γ_2 has quadratic growth. However, using some a priori bounds for the linearized equation, one may estimate the quadratic term $\|w'\|_2^2$ with a linear term $\|w'\|_2$ and, consequently, obtain a result in the spirit of Theorems 1 and 2 also when h is defined through Γ_2 . However, we will not pursue this here.

So far, we merely stated existence results for small solutions of (27). We now prove an existence and uniqueness result (for small solutions) which, however, has the disadvantage of some tedious and painful assumptions. We first assume that

$$h(0) = 0, \quad \exists c > 0, \quad |h(u) - h(v)| \leq c\|u'' - v''\|_2 \quad \forall u, v \in H^2(0, L) \cap H_0^1(0, L). \quad (34)$$

When h is defined by (13), the condition (34) is satisfied for Γ , Γ_1 or Γ_3 .

In Section 10 we prove the following existence and uniqueness result for small solutions of (27) which, again, holds when both L and p are sufficiently small.

Theorem 4. *Let $a, b > 0$ and let $h : H_0^1(0, L) \rightarrow \mathbb{R}$ be a continuous functional such that there exists $c > 0$ satisfying (34). Assume that*

$$L < \min \left\{ \frac{1}{(bc)^2}, \frac{\pi}{(bc)^{2/5}} \right\}. \quad (35)$$

Then for all $p \in L^1(0, L)$ satisfying

$$\|p\|_1 < \min \left\{ \left(\frac{\pi}{L} \right)^{3/2} \frac{(\pi^{5/2} - bcL^{5/2})(1 - bc\sqrt{L})}{c(\pi^{5/2} - bcL^{5/2} + bc\pi L^{7/2})}, \frac{a(\pi^{5/2} - bcL^{5/2})}{\pi c L^{5/2}} \right\} \quad (36)$$

there exists a unique solution $w \in W^{4,1}(0, L) \cap H_0^1(0, L)$ of (27) satisfying

$$\|w''\|_2 \leq \frac{\pi L^{5/2}}{\pi^{5/2} - bcL^{5/2}} \|p\|_1. \quad (37)$$

Note that the smallness of L assumed in (35) ensures that the right hand side of (36) is positive. Clearly, which is the maximum to be considered in (35) depends on whether $bc \leq 1$. We also emphasize that Theorem 4 only states the *existence and uniqueness of a small solution* satisfying (37) but it does not clarify if there exist additional large solutions violating (37). And, indeed, as the following counterexample shows, *there may exist additional large solutions* and, hence, Theorem 4 cannot be improved without further assumptions.

Counterexample 1. For a given $L > \sqrt{12}$ consider the functional

$$h(w) = \int_0^L w''(x) dx \quad \forall w \in H^2(0, L) \cap H_0^1(0, L)$$

so that (34) is satisfied with $c = \sqrt{L}$. Fix $\delta > 0$, for instance as in (24), and consider the problem

$$w''''(x) - (2\delta L^3 + \varepsilon + h(w)) w''(x) + \frac{12}{L^3} h(w) = p_\varepsilon(x) \text{ for } x \in (0, L), \quad w(0) = w(L) = w''(0) = w''(L) = 0 \quad (38)$$

where $p_\varepsilon(x) = 12\delta\varepsilon(Lx - x^2)$ and $\varepsilon > 0$ will be fixed later. The equation (38) is as (27) with

$$a = 2\delta L^3 + \varepsilon, \quad b = \frac{12}{L^3}, \quad c = \sqrt{L}, \quad p(x) = p_\varepsilon(x).$$

Whence,

$$\frac{1}{(bc)^2} = \frac{L^5}{144}, \quad \frac{\pi}{(bc)^{2/5}} = \frac{\pi L}{12^{2/5}}.$$

Since we assumed $L > \sqrt{12}$ and since $12^{2/5} < \pi$, the condition (35) is satisfied. Now we choose $\varepsilon > 0$ sufficiently small so that p_ε satisfies the bound (36). Then all the assumptions of Theorem 4 are fulfilled and there exists a unique solution w of (38) satisfying (37).

Note that the function $w_\delta(x) = \delta x(x^3 - 2Lx^2 + L^3)$, already considered in (23), solves (38). However, if $\varepsilon > 0$ is sufficiently small, it fails to satisfy (37) and therefore w_δ is not the small solution found in Theorem 4. This shows that, besides a small solution, also a large solution may exist. \square

We conclude this section with a simple calculus statement which will be repeatedly used in the sequel, both for proving the above statements through a fixed point argument and for implementing the numerical procedures.

Proposition 5. *Let $\alpha > 0$ and $f \in L^1(0, L)$. The unique solution $u \in W^{4,1}(0, L) \cap H_0^1(0, L)$ of the problem*

$$u''''(x) - \alpha^2 u''(x) = f(x) \quad \text{in } (0, L), \quad u(0) = u(L) = u''(0) = u''(L) = 0 \quad (39)$$

is given by

$$\begin{aligned} u(x) = & \frac{x}{\alpha^2 L} \int_0^L (L-t) f(t) dt - \frac{\sinh(\alpha x)}{\alpha^3 \sinh(\alpha L)} \int_0^L \sinh[\alpha(L-t)] f(t) dt \\ & + \int_0^x \left[\frac{t-x}{\alpha^2} + \frac{\sinh[\alpha(x-t)]}{\alpha^3} \right] f(t) dt. \end{aligned}$$

Note that the assumption $\alpha^2 > 0$ in Proposition 5 is crucial since otherwise the equation changes type: instead of hyperbolic functions one has trigonometric functions with possible resonance problems.

6 Numerical implementations with a stable fixed point

In this section and the following one we apply an iterative procedure in order to numerically determine a solution of (27). We inductively construct sequences $\{w_n\}$ of approximating solutions and it turns out that an excellent estimator of the rate of approximation is the corresponding numerical sequence $\{h(w_n)\}$. As we shall see, depending on the parameters involved, the fixed points of our iterative methods may be both stable or unstable. In this section we deal with stable cases whereas in Section 7, which involves an actual bridge, we deal with an unstable case.

We drop here the constant EA/L_c so that $h(w) = \Gamma(w)$, we fix constants $a, b, c > 0$ and a load p , and consider the equations

$$a w''''(x) - (b + h(w)) w''(x) + c h(w) = p(x) \quad \forall x \in (0, L), \quad (40)$$

complemented with the boundary conditions (8). We define a map $\Lambda : \mathbb{R} \rightarrow \mathbb{R}$ as follows. For any $\Theta \in \mathbb{R}$ we denote by W_Θ the unique solution of the equation

$$a w''''(x) - (b + \Theta) w''(x) + c \Theta = p(x) \quad \forall x \in (0, L),$$

satisfying (8). The solution of this equation may be obtained by using Proposition 5. Then we put

$$\Lambda(\Theta) := h(W_\Theta). \quad (41)$$

Clearly, W_Θ is a solution of (40)-(8) if and only if Θ is a fixed point for Λ , that is, $h(W_\Theta) = \Lambda(\Theta) = \Theta$.

If $\Lambda(\Theta) \neq \Theta$ we can hope to find the fixed point for Λ by an iterative procedure. We fix some $\Theta_0 \in \mathbb{R}$ (for instance, $\Theta_0 = 0$) and define a sequence $\Theta_n := \Lambda(\Theta_{n-1})$ for all $n \geq 1$. This defines a discrete dynamical system which, under suitable conditions, may force the sequence to converge to the fixed point $\bar{\Theta}$ of Λ . For the equations considered in this section, this procedure works out perfectly.

In the tables below we report some of our numerical results; we always started with $\Theta_0 = 0$. For each table we emphasize the values of the parameters involved in (40). Since $\bar{\Theta}$ turned out to be small, we magnify $\Lambda(\Theta_n)$ by some powers of 10.

n	1	2	3	4	5	6	7	8
$100 \Lambda(\Theta_n)$	9.55239	8.1815	8.37021	8.34408	8.3477	8.3472	8.34727	8.34726

Case $L = 2, a = b = c = 1, p(x) \equiv 1$.

n	1	2	3	4	5	6	7	8
$10 \Lambda(\Theta_n)$	8.04928	4.80539	5.90186	5.50443	5.6451	5.59488	5.61276	5.60638

Case $L = 2, a = b = c = 1, p(x) = 0$ in $(0, 1)$ and $p(x) = 10$ in $(1, 2)$.

n	1	2	3	4	5	6	7	8
$10 \Lambda(\Theta_n)$	3.93699	2.84652	3.1149	3.04668	3.06388	3.05954	3.06064	3.06036

Case $L = 2, a = b = c = 1, p(x) = 0$ in $(0, 3/2)$ and $p(x) = 20$ in $(3/2, 2)$.

n	1	2	3	4	5	6	7	8
$10 \Lambda(\Theta_n)$	6.19365	3.96853	4.65526	4.4316	4.50324	4.48017	4.48758	4.4852

Case $L = 2, a = b = c = 1, p(x) = 10e^{-10(x-1)^2}$.

n	1	2	3	4
$100 \Lambda(\Theta_n)$	1.02565	1.01427	1.01439	1.01439

Case $L = 2, a = 10, b = c = 1, p(x) \equiv 1$.

n	1	2	3	4	5	6	7	8
$100 \Lambda(\Theta_n)$	9.55239	0.3214	9.16847	0.60499	8.83393	0.858085	8.5387	1.08607

Case $L = 2, a = b = 1, c = 10, p(x) \equiv 1$.

In all the above results it appears that the sequence $\{\Lambda(\Theta_n)\}$ is not monotonic but the two subsequences of odd and even iterations appear, respectively, decreasing and increasing. Moreover, since they converge to the same limit, this means that

$$\Lambda(\Theta_{2k}) < \Lambda(\Theta_{2k+2}) < \bar{\Theta} < \Lambda(\Theta_{2k+1}) < \Lambda(\Theta_{2k-1}) \quad \forall k \geq 1. \quad (42)$$

This readily gives an approximation of $\bar{\Theta}$ and, in turn, of the solution \bar{w} of (40). As should be expected, the convergence is slower for larger values of c : in the very last experiment we found $100 \Lambda(\Theta_{126}) < 4.3$ and $100 \Lambda(\Theta_{127}) > 4.7$.

In all these cases this procedure worked out, which means that the fixed point $\bar{\Theta}$ is stable and that the discrete dynamical system may be described as in Figure 2. The map $\Theta \mapsto \Lambda(\Theta)$ is decreasing and its slope is larger than -1 in a neighborhood of $\bar{\Theta}$.

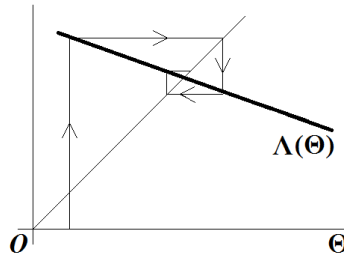


Figure 2: The stable fixed point for the map $\Theta \mapsto \Lambda(\Theta)$ defined by (41).

We also used this iterative procedure in order to estimate the responses of the different forms of $h = \Gamma_i$. We fix the parameters involved in (40) and we perform the iterative procedure for each one of the Γ_i ($i = 1, 2, 3$) and $\Gamma_0 = \Gamma$. We define again $\Lambda_i(\Theta)$ ($i = 0, 1, 2, 3$) as in (41). After a finite number of iterations we have a good approximation of

$$\bar{\Theta}_i := \lim_{n \rightarrow \infty} \Lambda_i(\Theta_n).$$

Then, we obtain a limit equation (40) having the form

$$a w''''(x) - (b + \bar{\Theta}_i) w''(x) + c \bar{\Theta}_i = p(x) \quad \forall x \in (0, L), \quad (i = 0, 1, 2, 3).$$

By integrating these linear equations with the boundary conditions (8) we obtain the different solutions. In the next two tables we quote our numerical results for the different values of $\bar{\Theta}_i$.

100 $\bar{\Theta}_0$	100 $\bar{\Theta}_1$	100 $\bar{\Theta}_2$	100 $\bar{\Theta}_3$
2.15633	2.07143	2.26845	1.98463

Case $L = 2, a = c = 1, b = 10, p(x) \equiv 1$.

100 $\bar{\Theta}_0$	100 $\bar{\Theta}_1$	100 $\bar{\Theta}_2$	100 $\bar{\Theta}_3$
7.7621	6.19506	8.47472	5.91363

Case $L = 2, a = c = 1, b = 10, p(x) = 0$ in $(0, 3/2)$ and $p(x) = 20$ in $(3/2, 2)$.

In all these experiments we found the same qualitative behavior represented in Figure 2: the sequence $\{\Lambda_i(\Theta_n)\}$ is not monotonic, it satisfies (42), and it converges to a fixed point for Λ_i . As we shall see in next section, this is not the case for different values of the parameters.

7 Numerics with an unstable fixed point for an actual bridge

We consider here a possible actual bridge and we fix the parameters in (7) following Wollmann [29]. The stiffness EI is known to be $EI = 57 \cdot 10^6 \text{ kN} \cdot \text{m}^2$ whereas $EA = 36 \cdot 10^8 \text{ kN}$. Wollmann considers a bridge with main span of length $L = 460 \text{ m}$ and he assumes (9) so that

$$\frac{q}{H} = 1.739 \cdot 10^{-3} \text{ m}^{-1}, \quad q = 170 \text{ kN/m}, \quad H = 97.75 \cdot 10^3 \text{ kN}.$$

By (10) we find $L_c = 472 \text{ m}$, while from (13) we infer

$$h(w) = (7.627 \cdot 10^6 \text{ kN/m}) \Gamma_i(w)$$

where the $\Gamma_i(w)$ are measured in meters; we will consider $i = 0, 1, 2, 3$ with $\Gamma_0 = \Gamma$ as in (12) and the remaining Γ_i as in (16)-(17)-(18).

We first take as live load a vehicle, a **coach** of length 10 m having a weight density of 10 kN/m , that is

$$p(x) = 10 \chi_{(d, d+10)} \text{ kN/m} \quad 0 < d < 230,$$

where $\chi_{(d, d+10)}$ denotes the characteristic function of the interval $(d, d + 10)$. Then, after dropping the unity measure kN/m and dividing by 10, (7) reads

$$57 \cdot 10^5 w''''(x) - \left(9775 + 7.627 \cdot 10^5 \Gamma_i(w)\right) w''(x) + 1326 \Gamma_i(w) = \chi_{(d, d+10)} \quad \forall x \in (0, 460) \quad (43)$$

where the solution w is computed in meters. For numerical reasons, it is better to rescale (43): we put

$$w(x) = v\left(\frac{x}{230}\right) = v(s). \quad (44)$$

Let us compute the different values of Γ_i after this change. We have

$$\begin{aligned}
\Gamma_0(w) &= \int_0^{460} \sqrt{1 + [w'(x) + 1.739 \cdot 10^{-3} (230 - x)]^2} dx - 1.026 \cdot 460 \\
&= 230 \left[\int_0^2 \sqrt{1 + [4.35 \cdot 10^{-3} v'(s) + 0.4(1 - s)]^2} ds - 2.052 \right] =: \Upsilon_0(v); \\
\Gamma_1(w) &= 1.739 \cdot 10^{-3} \int_0^{460} w(x) dx = 0.4 \int_0^2 v(s) ds =: \Upsilon_1(v); \\
\Gamma_2(w) &= 0.4 \int_0^2 v(s) ds + 2.17 \cdot 10^{-3} \int_0^2 v'(s)^2 ds =: \Upsilon_2(v); \\
\Gamma_3(w) &= 1.739 \cdot 10^{-3} \int_0^{460} \frac{w(x) dx}{[1 + 3.02 \cdot 10^{-6} (x - 230)^2]^{3/2}} = 0.4 \int_0^2 \frac{v(s) ds}{[1 + 0.16(s - 1)^2]^{3/2}} =: \Upsilon_3(v).
\end{aligned}$$

Then, after the change (44) and division by $\frac{57 \cdot 10^5}{230^4} \approx 2.037 \cdot 10^{-3}$, the equation (43) becomes

$$v''''(s) - \left(90.72 + 7078 \Upsilon_i(v)\right) v''(s) + 650999 \Upsilon_i(v) = 491 \psi_d(s) \quad \forall s \in (0, 2) \quad (45)$$

where ψ_d is the characteristic function of the interval $(\frac{d}{230}, \frac{d+10}{230})$. We try to proceed as in Section 6. We fix some $\Theta > 0$ and we solve the equation (45) by replacing $\Upsilon_i(v)$ with Θ :

$$v''''(s) - \alpha^2 v''(s) = f(s) \quad \forall s \in (0, 2) \quad (46)$$

where

$$\alpha^2 := 90.72 + 7078 \Theta, \quad f(s) := 491 \psi_d(s) - 650999 \Theta.$$

By Proposition 5, this linear equation, complemented with hinged boundary conditions, admits a unique solution V_Θ given by

$$\begin{aligned}
V_\Theta(s) &= \left(\frac{491(455 - d)}{10580} - 650999\Theta \right) \frac{s}{\alpha^2} + \frac{650999\Theta}{2\alpha^2} s^2 + \frac{650999\Theta}{\alpha^4} \left(1 - \cosh(\alpha s)\right) \\
&+ \left[650999\Theta \left(\cosh(2\alpha) - 1 \right) - 982 \sinh \frac{\alpha}{46} \sinh \frac{\alpha(455 - d)}{230} \right] \frac{\sinh(\alpha s)}{\alpha^4 \sinh(2\alpha)} + 491 \Psi_{d,\Theta}(s)
\end{aligned}$$

where

$$\Psi_{d,\Theta}(s) = \begin{cases} 0 & \text{if } 0 \leq s \leq \frac{d}{230} \\ \frac{1}{\alpha^4} \left(\cosh[\alpha(s - \frac{d}{230})] - 1 \right) - \frac{(s - \frac{d}{230})^2}{2\alpha^2} & \text{if } \frac{d}{230} < s < \frac{d+10}{230} \\ \frac{2}{\alpha^4} \sinh \frac{\alpha}{46} \sinh \left(\alpha \left(s - \frac{d+5}{230} \right) \right) + \frac{1}{46\alpha^2} \left(\frac{d+5}{115} - 2s \right) & \text{if } \frac{d+10}{230} \leq s \leq 2 \end{cases}.$$

We then compute $\Upsilon_i(V_\Theta)$ according to the above formulas and we put

$$\Lambda_i(\Theta) = \Upsilon_i(V_\Theta). \quad (47)$$

Again, this defines a sequence $\Theta_n = \Lambda_i(\Theta_{n-1})$. However, for the values in (45), this sequence appears to diverge and to be quite unstable: contrary to the experiments in Section 6, see (42), we have here that

$$\Lambda_i(\Theta_{2k}) \rightarrow +\infty, \quad \Lambda_i(\Theta_{2k+1}) \rightarrow -\infty \quad \text{as } k \rightarrow \infty.$$

This clearly describes an unstable fixed point, as represented in Figure 3. Here, the slope of $\Theta \mapsto \Lambda_i(\Theta)$ is smaller than -1 . In fact, our experiments show that it is very negative, possibly $-\infty$.

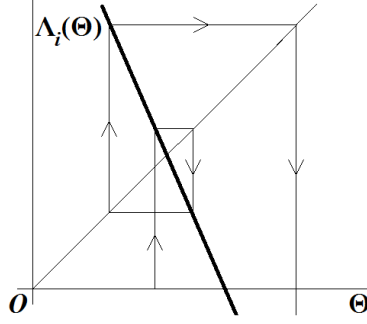


Figure 3: The unstable fixed point for the map $\Theta \mapsto \Lambda_i(\Theta)$ defined by (47).

As already mentioned, in order to apply Proposition 5 one needs $90.72 + 7078 \Theta_n > 0$ since otherwise the equation changes type. These difficulties suggest to proceed differently. We fix $\Theta_0 = 0$ and, for any $k \geq 0$, if $\Theta_{2k+1} = \Lambda_i(\Theta_{2k}) > \Theta_{2k}$ (resp. $\Theta_{2k+1} < \Theta_{2k}$) we take some $\Theta_{2k+2} \in (\Theta_{2k}, \Theta_{2k+1})$ (resp. $\Theta_{2k+2} \in (\Theta_{2k+1}, \Theta_{2k})$). With this procedure we constructed a new sequence such that $(\Theta_{2k+1} - \Theta_{2k}) \rightarrow 0$ as $k \rightarrow \infty$, that is,

$$\exists \bar{\Theta}_i = \lim_{n \rightarrow \infty} \Theta_n \quad (i = 0, 1, 2, 3) \quad (48)$$

where the index i identifies which of the Υ_i 's is used to construct the sequence, see (47).

We numerically computed these limits for different values of d , see the next table where we only report the first digits of $\bar{\Theta}_i$: the results turned out to be very sensitive to modifications of these values up to 4 more digits and our numerical procedure stopped precisely when Θ_{2k} and Θ_{2k+1} had the first 7 nonzero digits coinciding.

d	0	50	100	225
$\bar{\Theta}_0$	$1.131 \cdot 10^{-6}$	$1.021 \cdot 10^{-5}$	$1.74 \cdot 10^{-5}$	$2.509 \cdot 10^{-5}$
$\bar{\Theta}_1$	$9.842 \cdot 10^{-7}$	$1.016 \cdot 10^{-5}$	$1.729 \cdot 10^{-5}$	$2.477 \cdot 10^{-5}$
$\bar{\Theta}_2$	$9.843 \cdot 10^{-7}$	$1.017 \cdot 10^{-5}$	$1.73 \cdot 10^{-5}$	$2.477 \cdot 10^{-5}$
$\bar{\Theta}_3$	$9.672 \cdot 10^{-7}$	$1.005 \cdot 10^{-5}$	$1.723 \cdot 10^{-5}$	$2.492 \cdot 10^{-5}$

Approximate value of the optimal constants $\bar{\Theta}_i$ in (48), case of a single coach.

It appears that the best approximation of $\bar{\Theta}_0$ is $\bar{\Theta}_2$ if $d = 0, 50, 100$ (asymmetric load) whereas it is $\bar{\Theta}_3$ if $d = 225$ (almost symmetric load). The most frequently used approximation $\bar{\Theta}_1$ is never the best one.

The corresponding solutions of (45), which we denote by v_i , satisfy the linear equation

$$v_i''''(s) - (90.72 + 7078 \bar{\Theta}_i) v_i''(s) + 650999 \bar{\Theta}_i = 491 \psi_d(s) \quad \forall s \in (0, 2)$$

and can be explicitly computed by means of Proposition 5. Instead of giving the analytic form, we plot the differences between these solutions. Since $\bar{\Theta}_1 \approx \bar{\Theta}_2$ in all the above experiments, we also found that $v_1 \approx v_2$. Therefore, in Figure 4 we only plot the functions $v_2 - v_0$ and $v_3 - v_0$.

We now take as live load a **freight train** of length 230 m having a weight density of 20 kN/m, that is

$$p(x) = 20 \chi_{(d, d+230)} \text{ kN/m} \quad 0 < d < 230$$

where $\chi_{(d, d+230)}$ is the characteristic function of the interval $(d, d + 230)$. We consider both the cases where the train occupies the first half of the span ($d = 0$) and the case where the train is in the middle of the span

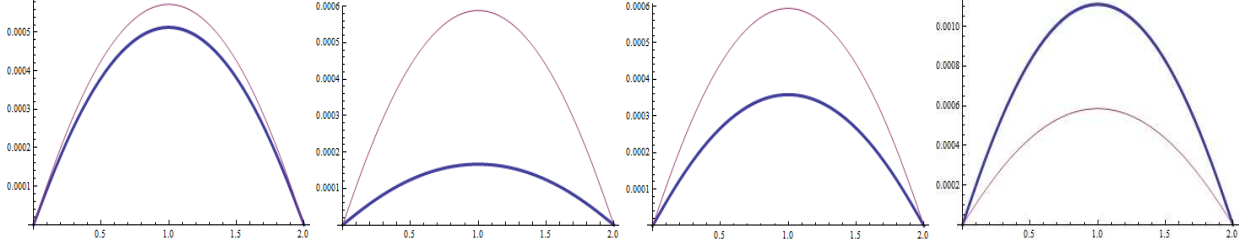


Figure 4: Plots of the functions $v_2 - v_0$ (thick) and $v_3 - v_0$ (thin) for $d = 0, 50, 100, 250$ (from left to right).

($d = 115$). With the same scaling as above, instead of (45) we obtain

$$v''''(s) - \left(90.72 + 7078 \Upsilon_i(v)\right) v''(s) + 650999 \Upsilon_i(v) = 982 \psi_\delta(s) \quad \forall s \in (0, 2) \quad (49)$$

where ψ_δ is the characteristic function of $(\delta, 1 + \delta)$ with $\delta = 0$ or $\delta = \frac{1}{2}$. We solve the equation (49) by replacing $\Upsilon_i(v)$ with Θ , that is, we consider again (46) where

$$\alpha^2 := 90.72 + 7078 \Theta, \quad f(s) := 491 \psi_\delta(s) - 650999 \Theta.$$

By Proposition 5, this linear equation, complemented with hinged boundary conditions, admits a unique solution V_Θ given by

$$\begin{aligned} V_\Theta(s) = & \left(\frac{491(3 - 2\delta)}{2} - 650999\Theta \right) \frac{s}{\alpha^2} + \frac{650999\Theta}{2\alpha^2} s^2 + \frac{650999\Theta}{\alpha^4} \left(1 - \cosh(\alpha s) \right) \\ & + \left[650999\Theta \left(\cosh(2\alpha) - 1 \right) - 1964 \sinh \frac{\alpha}{2} \sinh \frac{\alpha(3 - 2\delta)}{2} \right] \frac{\sinh(\alpha s)}{\alpha^4 \sinh(2\alpha)} + 982 \Psi_{\delta, \Theta}(s) \end{aligned}$$

where

$$\Psi_{\delta, \Theta}(s) = \begin{cases} 0 & \text{if } 0 \leq s \leq \delta \\ \frac{1}{\alpha^4} \left(\cosh[\alpha(s - \delta)] - 1 \right) - \frac{(s - \delta)^2}{2\alpha^2} & \text{if } \delta < s < \delta + 1 \\ \frac{2}{\alpha^4} \sinh \frac{\alpha}{2} \sinh \frac{\alpha(2s - 2\delta - 1)}{2} + \frac{1 + 2\delta - 2s}{2\alpha^2} & \text{if } \delta + 1 \leq s \leq 2 \end{cases}.$$

We then define again Λ_i as in (47) and we find out that it has an unstable fixed point, that is, the behavior of the sequence Θ_n is well described by Figure 3. With the same algorithm previously described, we are again able to construct a converging sequence and we denote again by $\bar{\Theta}_i$ its limit, see (48), where the index i identifies which of the Υ_i 's is used to construct the sequence, see (47). We numerically computed these limits for $d = 0$ (train in the first half of the span) and $d = 115$ (train in the middle of the span), see the next table where we only report the first digits of $\bar{\Theta}_i$: again, the results turned out to be very sensitive to modifications of these values up to 4 more digits and our numerical procedure stopped when Θ_{2k} and Θ_{2k+1} had the first 7 nonzero digits coinciding.

d	0	115
$\bar{\Theta}_0$	$7.582 \cdot 10^{-4}$	$1.047 \cdot 10^{-3}$
$\bar{\Theta}_1$	$7.538 \cdot 10^{-4}$	$1.042 \cdot 10^{-3}$
$\bar{\Theta}_2$	$7.582 \cdot 10^{-4}$	$1.044 \cdot 10^{-3}$
$\bar{\Theta}_3$	$7.538 \cdot 10^{-4}$	$1.046 \cdot 10^{-3}$

Approximate value of the optimal constants $\bar{\Theta}_i$ in (48), case of a whole train.

Again, the best approximation of $\bar{\Theta}_0$ is $\bar{\Theta}_2$ if $d = 0$ (asymmetric load) whereas it is $\bar{\Theta}_3$ if $d = 115$ (symmetric load). And, again, $\bar{\Theta}_1$ is never the best one.

The corresponding solutions of (49), which we denote by v_i , satisfy the linear equation

$$v_i''''(s) - \left(90.72 + 7078 \bar{\Theta}_i\right) v_i''(s) + 650999 \bar{\Theta}_i = 982 \psi_\delta(s) \quad \forall s \in (0, 2)$$

and can be explicitly computed by means of Proposition 5. In Figure 5 we plot the differences between these solutions. When $d = 0$ we have $\bar{\Theta}_1 \approx \bar{\Theta}_3$ and $\bar{\Theta}_2 \approx \bar{\Theta}_0$: whence, we only plot the function $v_1 - v_0$ since $v_3 - v_0$ is almost identical and $v_2 - v_0$ is almost 0. When $d = 115$ we plot the three differences $v_i - v_0$ ($i = 1, 2, 3$) so that it appears clearly how they are ordered.

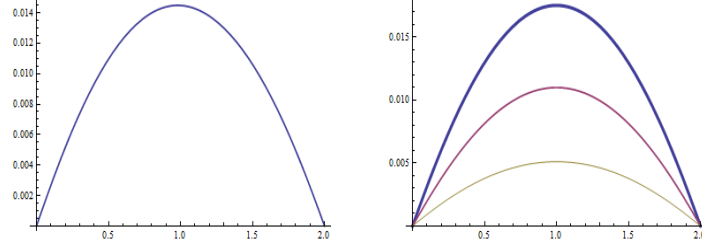


Figure 5: On the left, plot of the function $v_1 - v_0$ for $d = 0$. On the right, plots of the functions $v_1 - v_0$ (thick), $v_2 - v_0$ (intermediate), $v_3 - v_0$ (thin) for $d = 115$.

By scaling, similar pictures can be obtained for the original solutions w_i of (43) after undoing the change of variables (44).

8 Proof of Theorem 1

We first prove the inequality

$$\|u\|_\infty \leq \left(\frac{L}{\pi}\right)^{3/2} \|u''\|_2 \quad \forall u \in H^2(0, L) \cap H_0^1(0, L). \quad (50)$$

The main ingredient to obtain (50) is a special version of the Gagliardo-Nirenberg [10, 20] inequality; since we are interested in the value of the estimating constant and since we were unable to find one in literature, we give its proof. We do not know if the constant is optimal. We first claim that

$$\|u\|_\infty^2 \leq \|u\|_2 \|u'\|_2 \quad \forall u \in H_0^1(0, L). \quad (51)$$

Since symmetrization leaves L^p -norms of functions invariant and decreases the L^p -norms of the derivatives, see e.g. [1, Theorem 2.7], for the proof of (51) we may restrict our attention to functions which are symmetric, positive and decreasing with respect to the center of the interval. If u is one such function we have

$$\int_0^{L/2} u(\tau)u'(\tau) d\tau = \int_0^{L/2} |u(\tau)u'(\tau)| d\tau = \int_{L/2}^L |u(\tau)u'(\tau)| d\tau = \frac{1}{2} \int_0^L |u(\tau)u'(\tau)| d\tau.$$

Therefore, we have

$$\|u\|_\infty^2 = u\left(\frac{L}{2}\right)^2 = \int_0^{L/2} [u(\tau)^2]' d\tau = 2 \int_0^{L/2} u(\tau)u'(\tau) d\tau = \int_0^L |u(\tau)u'(\tau)| d\tau \leq \|u\|_2 \|u'\|_2$$

where we used the Hölder inequality. This proves (51).

Then we recall two Poincaré-type inequalities:

$$\|u\|_2 \leq \frac{L^2}{\pi^2} \|u''\|_2, \quad \|u'\|_2 \leq \frac{L}{\pi} \|u''\|_2 \quad \forall u \in H^2(0, L) \cap H_0^1(0, L). \quad (52)$$

The proof of (50) follows by combining these inequalities with (51).

Next, we multiply (39) by $u(x)$ and integrate by parts to obtain

$$\|u''\|_2^2 + \alpha^2 \|u'\|_2^2 = \int_0^L f(x)u(x) dx \leq \|f\|_1 \|u\|_\infty$$

where we used the Hölder inequality. By neglecting the positive term $\alpha^2 \|u'\|_2^2$ and by using (50), we get

$$\frac{\pi^3}{L^3} \|u\|_\infty^2 \leq \|u''\|_2^2 \leq \|f\|_1 \|u\|_\infty$$

which readily gives the following L^∞ -bound for the solution of (39):

$$\|u\|_\infty \leq \frac{L^3}{\pi^3} \|f\|_1. \quad (53)$$

Next, we consider the closed (convex) ball

$$B := \{v \in C^0[0, L]; \|v\|_\infty \leq d\|p\|_1\} \quad \text{where} \quad d := \frac{L^3}{\pi^3 - bcL^5} > 0$$

and the positivity of d is a consequence of (29). We define an operator $T : B \rightarrow C^0[0, T]$ as follows. For any $v \in B$ we denote by $w = Tv$ the unique solution $w \in W^{4,1}(0, L) \cap H_0^1(0, L)$ of the problem

$$w''''(x) - (a + h(v)) w''(x) + bh(v) = p(x) \text{ for } x \in (0, L), \quad w(0) = w(L) = w''(0) = w''(L) = 0. \quad (54)$$

Note that if $v \in B$, then

$$\alpha^2 := a + h(v) \geq a - c\|v\|_1 > a - cL\|v\|_\infty \geq a - cdL\|p\|_1 \geq 0$$

where we used (28) (first inequality), Hölder inequality (second), $v \in B$ (third), (30) (fourth). Putting $f(x) := p(x) - bh(v)$, so that $f \in L^1(0, L)$, Proposition 5 then ensures that there exists a unique solution $w \in W^{4,1}(0, L) \cap H_0^1(0, L)$ of (54). Together with the compact embedding $W^{4,1}(0, L) \Subset C^0[0, L]$, this shows that

$$\text{the map } T : B \rightarrow C^0[0, L] \text{ is well-defined and compact.} \quad (55)$$

Moreover, by (53) we know that

$$\begin{aligned} \|w\|_\infty &\leq \frac{L^3}{\pi^3} \|p - bh(v)\|_1 \leq \frac{L^3}{\pi^3} (\|p\|_1 + bL|h(v)|) \\ \text{(by (28))} &\leq \frac{L^3}{\pi^3} (\|p\|_1 + bcL\|v\|_1) \\ \text{(by the Hölder inequality)} &\leq \frac{L^3}{\pi^3} (\|p\|_1 + bcL^2\|v\|_\infty) \\ \text{(since } v \in B) &\leq \frac{L^3}{\pi^3} (1 + bcdL^2) \|p\|_1 = d\|p\|_1. \end{aligned}$$

This shows that, in fact, $T(B) \subset B$. Combined with (55) and with the Schauder fixed point Theorem (see e.g. [14, §6, Theorem 3.2]), this proves that the map T admits a fixed point in B which is a solution of (27).

9 Proof of Theorem 2

Take $u \in H^2(0, L) \cap H_0^1(0, L)$; since $u(0) = u(L) = 0$ and $u \in C^1[0, L]$, by the Fermat Theorem we know that there exists $x_0 \in (0, L)$ such that $u'(x_0) = 0$. Therefore,

$$|u'(x)| = \left| \int_{x_0}^x u''(t) dt \right| \leq \int_0^L |u''(t)| dt \leq \sqrt{L} \|u''\|_2 \quad \forall x \in (0, L)$$

which, by arbitrariness of x , proves that

$$\|u'\|_\infty \leq \sqrt{L} \|u''\|_2 \quad \forall u \in H^2(0, L) \cap H_0^1(0, L). \quad (56)$$

Similarly, we find that $|u(x)| \leq \int_0^L |u'(t)| dt$ and therefore

$$\|u\|_\infty \leq L \|u'\|_\infty \quad \forall u \in H^2(0, L) \cap H_0^1(0, L). \quad (57)$$

If we multiply (39) by $u(x)$ and integrate by parts we obtain

$$\|u''\|_2^2 < \|u''\|_2^2 + \alpha^2 \|u'\|_2^2 \leq \|f\|_1 \|u\|_\infty \leq L \|f\|_1 \|u'\|_\infty$$

where we used (57). By using (56), we then get the following bound for the derivative of the solution of (39):

$$\|u'\|_\infty \leq L^2 \|f\|_1. \quad (58)$$

Let $C_0^1[0, L] = \{v \in C^1[0, L]; v(0) = v(L) = 0\}$ and consider the closed (convex) ball

$$B := \{v \in C_0^1[0, L]; \|v'\|_\infty \leq d \|p\|_1\} \quad \text{where} \quad d := \frac{L^2}{1 - bcL^4} > 0$$

and the positivity of d is a consequence of (32). We define an operator $T : B \rightarrow C_0^1[0, L]$ as follows. For any $v \in B$ we denote by $w = Tv$ the unique solution $w \in W^{4,1}(0, L) \cap C_0^1[0, L]$ of the problem (54). Note that if $v \in B$, then

$$\alpha^2 := a + h(v) \geq a - c \|v'\|_1 > a - cL \|v'\|_\infty \geq a - cdL \|p\|_1 \geq 0$$

where we used (31) (first inequality), Hölder inequality (second), $v \in B$ (third), (33) (fourth). Putting $f(x) := p(x) - bh(v)$, so that $f \in L^1(0, L)$, Proposition 5 then ensures that there exists a unique solution $w \in W^{4,1}(0, L) \cap C_0^1[0, L]$ of (54). Together with the compact embedding $W^{4,1}(0, L) \Subset C^1[0, L]$, this shows that

$$\text{the map } T : B \rightarrow C_0^1[0, L] \text{ is well-defined and compact.} \quad (59)$$

By (58) we know that

$$\begin{aligned} \|w'\|_\infty &\leq L^2 \|p - bh(v)\|_1 \leq L^2 (\|p\|_1 + bL |h(v)|) \\ \text{(by (31))} &\leq L^2 (\|p\|_1 + bcL \|v'\|_1) \\ \text{(by the Hölder inequality)} &\leq L^2 (\|p\|_1 + bcL^2 \|v'\|_\infty) \\ \text{(since } v \in B) &\leq L^2 (1 + bcdL^2) \|p\|_1 = d \|p\|_1. \end{aligned}$$

This shows that, in fact, $T(B) \subset B$. Combined with (59) and with the Schauder fixed point Theorem (see e.g. [14, §6, Theorem 3.2]), this proves that the map T admits a fixed point in B which is a solution of (27).

10 Proof of Theorem 4

Consider the closed ball

$$B := \{v \in H^2(0, L) \cap H_0^1(0, L); \|v''\|_2 \leq d\|p\|_1\} \quad \text{where} \quad d := \frac{\pi L^{5/2}}{\pi^{5/2} - bcL^{5/2}} > 0$$

and the positivity of d is a consequence of (35). We define an operator $T : B \rightarrow H^2(0, L) \cap H_0^1(0, L)$ as follows. For any $v \in B$ we denote by $w = Tv$ the unique solution $w \in W^{4,1}(0, L) \cap H_0^1(0, L)$ of (54).

Note that

$$\alpha^2 := a + h(v) \geq a - c\|v''\|_2 \geq a - cd\|p\|_1 > 0 \quad \forall v \in B \quad (60)$$

where we used (34) (first inequality), $v \in B$ (second), (36) (third). Putting $f(x) := p(x) - bh(v)$, so that $f \in L^1(0, L)$, Proposition 5 then ensures that there exists a unique solution $w \in W^{4,1}(0, L) \cap H_0^1(0, L)$ of (54). Together with the compact embedding $W^{4,1}(0, L) \Subset H^2(0, L)$, this shows that

$$\text{the map } T : B \rightarrow H^2(0, L) \cap H_0^1(0, L) \text{ is well-defined and compact.} \quad (61)$$

Let $v_1, v_2 \in B$ and let $w_i = Tv_i$ for $i = 1, 2$. Then w_i satisfies

$$w_i''''(x) - (a + h(v_i)) w_i''(x) + bh(v_i) = p(x) \text{ for } x \in (0, L), \quad w_i(0) = w_i(L) = w_i''(0) = w_i''(L) = 0. \quad (62)$$

By multiplying (62) by w_i and integrating by parts, we obtain the following estimate

$$\|w_i''\|_2^2 \leq (bL|h(v_i)| + \|p\|_1) \|w_i\|_\infty \leq \left(\frac{L}{\pi}\right)^{3/2} (bcL\|v_i''\|_2 + \|p\|_1) \|w_i''\|_2$$

where we used (60) and the Hölder inequality (first inequality), (34) and (50) (second). Whence, since $v_i \in B$, we finally obtain

$$\|w_i''\|_2 \leq \left(\frac{L}{\pi}\right)^{3/2} (bcdL + 1) \|p\|_1. \quad (63)$$

Put $v := v_1 - v_2$ and $w := w_1 - w_2$. Then, by subtracting the two equations in (62), we find

$$w''''(x) - (a + h(v_1)) w''(x) = [h(v_1) - h(v_2)] \left(-b + w_2''(x)\right) \quad \text{for } x \in (0, L).$$

Let us multiply this equation by w and integrate by parts to obtain

$$\|w''\|_2^2 \leq [h(v_1) - h(v_2)] \int_0^L \left(-b + w_2''(x)\right) w''(x) dx$$

where we dropped the term $\alpha^2\|w'\|_2^2$ in view of (60). By (34) and the Hölder inequality (twice) we get

$$\|w''\|_2^2 \leq c\|v_1'' - v_2''\|_2 \left(b\|w''\|_1 + \|w_2''\|_2 \|w''\|_2\right) \leq c\|v''\|_2 \left(b\sqrt{L} + \|w_2''\|_2\right) \|w''\|_2.$$

Whence, by (63)

$$\|w''\|_2 \leq c\|v''\|_2 \left[b\sqrt{L} + \left(\frac{L}{\pi}\right)^{3/2} (bcdL + 1) \|p\|_1\right] = (1 - \varepsilon)\|v''\|_2$$

where

$$\varepsilon := c(1 + bcdL) \left(\frac{L}{\pi}\right)^{3/2} \left[\left(\frac{\pi}{L}\right)^{3/2} \frac{(\pi^{5/2} - bcL^{5/2})(1 - bc\sqrt{L})}{c(\pi^{5/2} - bcL^{5/2} + bc\pi L^{7/2})} - \|p\|_1\right] > 0$$

in view of (36). This shows that $T(B) \subset B$ is a contractive map. Whence by the Banach contraction principle (see e.g. [14, §1, Theorem 1.1]) it admits a unique fixed point in B which is a solution of (27).

11 Conclusions and open problems

In spite of the double inequality in (19), the explicit computations performed in Section 4 do not allow to infer a precise rule on which form of $h(w)$ better approximates the additional tension of cables in suspension bridges. We found both large and tiny percentage errors, both by excess and by defect, of the value $\Gamma(w)$. For these reasons, the approximations do not appear completely reliable. In our computations none between the three approximations Γ_i seemed better than the others: an important result would then be to understand in which situation an approximation Γ_i is better than the others.

The existence results in Section 5 are obtained by fixed point techniques. There are several alternative statements, depending on the explicit assumptions on h . Theorem 4 is perhaps the strongest result: not only it makes general assumptions on h , see (34), but it also gives a uniqueness statement for small solutions. The Counterexample 1 shows that Theorem 4 cannot be improved, the problem is ill-posed and further large solutions may exist. This gives rise to several natural questions. Under which assumptions on h can one ensure existence and uniqueness of solutions of (1)? In this situation, can the solution be approximated by a suitable constructive sequence?

Concerning the last question, we suggest in Section 6 that a sequence of approximate solutions $\{w_n\}$ might be tested with the *numerical sequence* $\{h(w_n)\}$. We numerically found that, for suitable values of the parameters, this sequence admits a unique stable fixed point qualitatively described by Figure 2. However, when the parameters are in the range of actual bridges, in Section 7 we found that the fixed point is unstable, see Figure 3, and an iterative procedure seems not possible. We therefore suggested a different algorithm which allowed to find a fixed point. Our numerical results also suggest several questions. Under which assumptions on the parameters is the iterative scheme convergent? Are there better algorithms able to manage both the stable and unstable cases? Can these algorithms detect multiple fixed points?

On the whole, we believe that some further research is needed in order to formulate a sound and complete existence and uniqueness theory for the Melan equation (1) and to determine stable approximation algorithms.

Acknowledgement. This project was supported by King Saud University, Deanship of Scientific Research, College of Science Research Center.

References

- [1] F. Almgren, E. Lieb, *Symmetric decreasing rearrangement is sometimes continuous*, J. Amer. Math. Soc. 2, 683-773 (1989)
- [2] O.H. Ammann, T. von Kármán, G.B. Woodruff, *The failure of the Tacoma Narrows Bridge*, Federal Works Agency, Washington D.C. (1941)
- [3] M.A. Biot, T. von Kármán, *Mathematical methods in engineering: an introduction to the mathematical treatment of engineering problems*, Vol.XII, McGraw-Hill, New York (1940)
- [4] J.M.W. Brownjohn, *Observations on non-linear dynamic characteristics of suspension bridges*, Earthquake Engineering & Structural Dynamics 23, 1351-1367 (1994)
- [5] C.A. Castigliano, *Nuova teoria intorno all'equilibrio dei sistemi elastici*, Atti Acc. Sci. Torino, Cl. Sci. Fis. Mat. Nat. 11, 127-286 (1875-76)
- [6] C.A. Castigliano, *Théorie de l'équilibre des systèmes élastiques et ses applications*, A.F. Negro, Torino (1879)
- [7] M. Como, *Stabilità aerodinamica dei ponti di grande luce. Introduzione all'ingegneria strutturale*, E. Giangreco, UTET, Torino (2002)
- [8] M. Como, S. Del Ferraro, A. Grimaldi, *A parametric analysis of the flutter instability for long span suspension bridges*, Wind and Structures 8, 1-12 (2005)

- [9] Q.A. Dang, V.T. Luan, *Iterative method for solving a nonlinear fourth order boundary value problem*, Computers Math. Appl. 60, 112-121 (2010)
- [10] E. Gagliardo, *Proprietà di alcune classi di funzioni in più variabili*, Ricerche Mat. 7, 102-137 (1958)
- [11] F. Gazzola, *Nonlinearity in oscillating bridges*, Electron. J. Diff. Equ. no.211, 1-47 (2013)
- [12] F. Gazzola, H.-Ch. Grunau, G. Sweers, *Polyharmonic boundary value problems*, LNM 1991, Springer (2010)
- [13] F. Gazzola, R. Pavani, *Wide oscillations finite time blow up for solutions to nonlinear fourth order differential equations*, Arch. Rat. Mech. Anal. 207, 717-752 (2013)
- [14] A. Granas, J. Dugundji, *Fixed point theory*, Springer Monographs in Mathematics (2003)
- [15] W. Lacarbonara, *Nonlinear structural mechanics*, Springer (2013)
- [16] H.Y. Lee, M.R. Ohm, J.Y. Shin, *Error estimates of finite-element approximations for a fourth-order differential equation*, Computers Math. Appl. 52, 283-288 (2006)
- [17] J.E. Luco, J. Turmo, *Effect of hanger flexibility on dynamic response of suspension bridges*, J. Engineering Mechanics 136, 1444-1459 (2010)
- [18] J. Melan, *Theory of arches and suspension bridges*, Myron Clark Publ. Comp., London (1913) (German original third edition: *Handbuch der Ingenieurwissenschaften*, Vol. 2, 1906)
- [19] C.L. Navier, *Mémoire sur les ponts suspendus*, Imprimerie Royale, Paris (1823)
- [20] L. Nirenberg, *On elliptic partial differential equations*, Ann. Scuola Norm. Sup. Pisa 13, 115-162 (1959)
- [21] R.H. Plaut, F.M. Davis, *Sudden lateral asymmetry and torsional oscillations of section models of suspension bridges*, J. Sound and Vibration 307, 894-905 (2007)
- [22] W. Podolny, *Cable-suspended bridges*, In: Structural Steel Designers Handbook: AISC, AASHTO, AISI, ASTM, AREMA, and ASCE-07 Design Standards. By R.L. Brockenbrough and F.S. Merritt, 5th Edition, McGraw-Hill, New York (2011)
- [23] W.J.M. Rankine, *A manual of applied mechanics*, Charles Griffin & Company, London (1858)
- [24] B. Semper, *A mathematical model for suspension bridge vibration*, Mathematical and Computer Modelling 18, 17-28 (1993)
- [25] B. Semper, *Finite element approximation of a fourth order integro-differential equation*, Appl. Math. Lett. 7, 59-62 (1994)
- [26] D.B. Steinman, *A practical treatise on suspension bridges: their design, construction and erection*, John Wiley & Sons Inc., New York (1922)
- [27] S.P. Timoshenko, *Theory of suspension bridges - Parts I and II*, Journal of the Franklin Institute 235, 213-238 & 327-349 (1943)
- [28] S.P. Timoshenko, D.H. Young, *Theory of structures*, McGraw-Hill Kogakusha, Tokyo, 1965
- [29] G.P. Wollmann, *Preliminary analysis of suspension bridges*, J. Bridge Eng. 6, 227-233 (2001)